

Final Evaluation imos 2018-2019

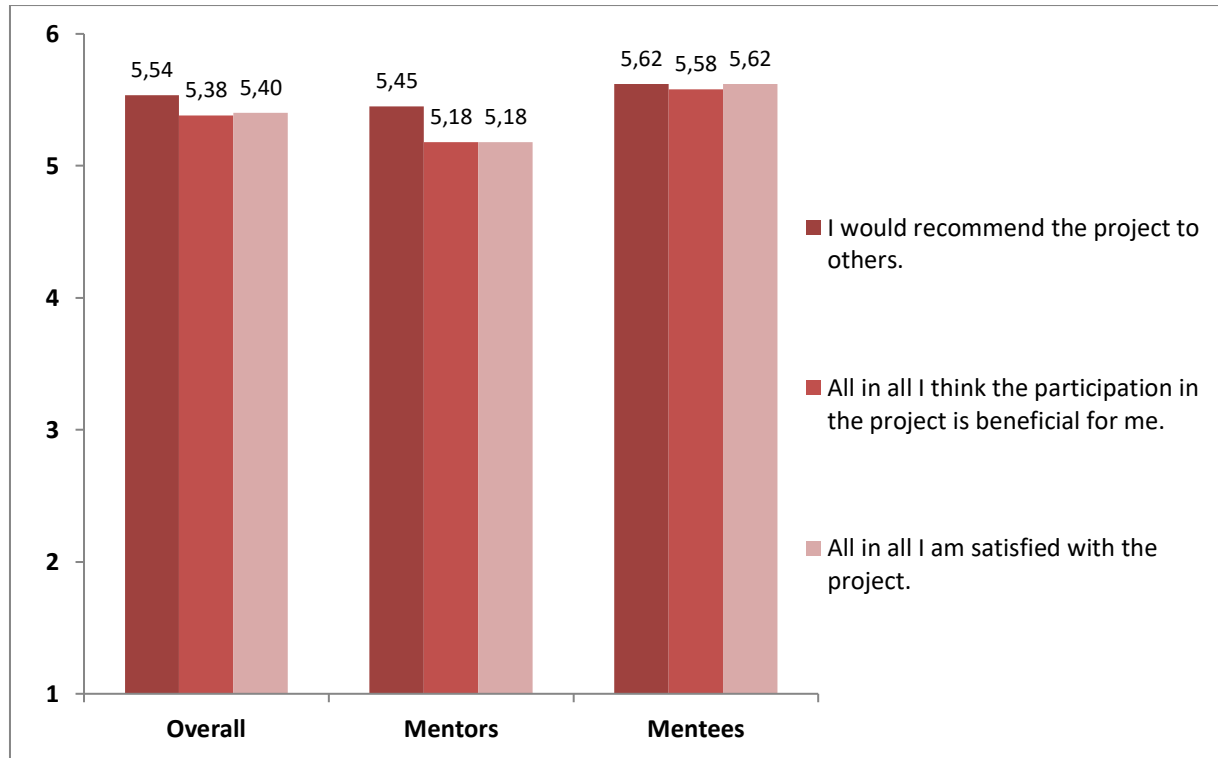


Figure 1. Participants' satisfaction with the imos project. Mean values of the overall participants, mentors and mentees are displayed (answer options: 1 [strongly disagree], 2 [disagree], 3 [somewhat disagree], 4 [somewhat agree], 5 [agree], 6 [strongly agree]).

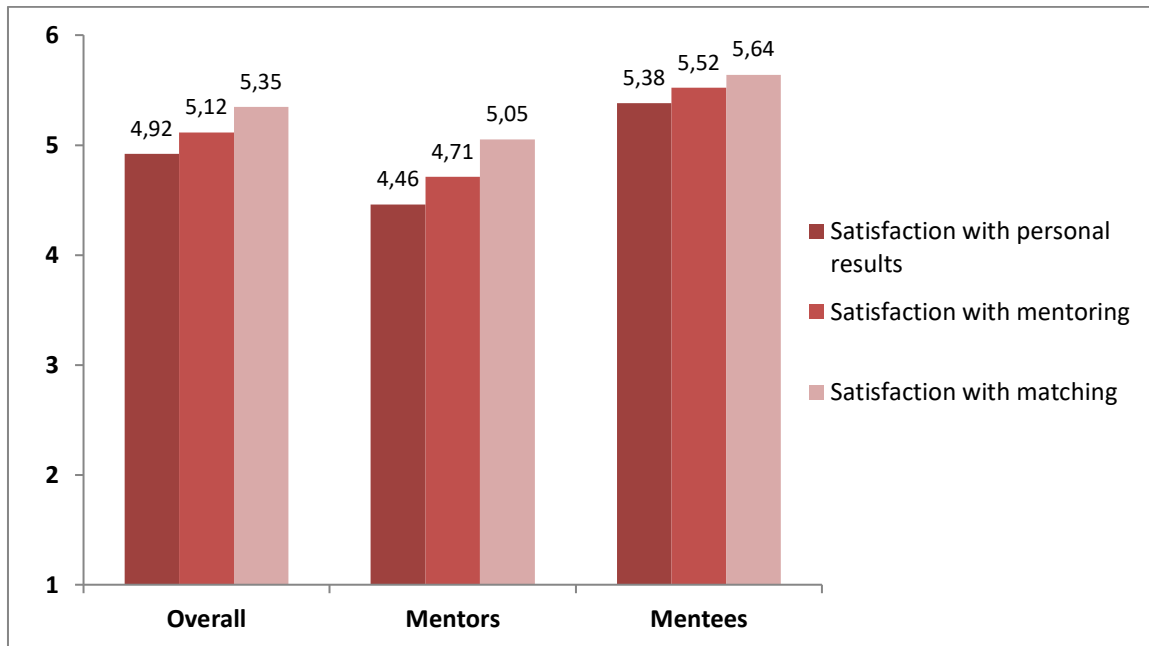


Figure 2. Participants' satisfaction with the mentoring. Mean values of the overall participants, mentors and mentees are displayed (answer options: 1 [strongly disagree], 2 [disagree], 3 [somewhat disagree], 4 [somewhat agree], 5 [agree], 6 [strongly agree]).¹



Figure 3. Participants' Satisfaction with the imos project management. Mean values of the overall participants, mentors and mentees are displayed (answer options: 1 [strongly disagree], 2 [disagree], 3 [somewhat disagree], 4 [somewhat agree], 5 [agree], 6 [strongly agree]).¹

¹For more detailed information concerning the items, please email imos@uos.de.

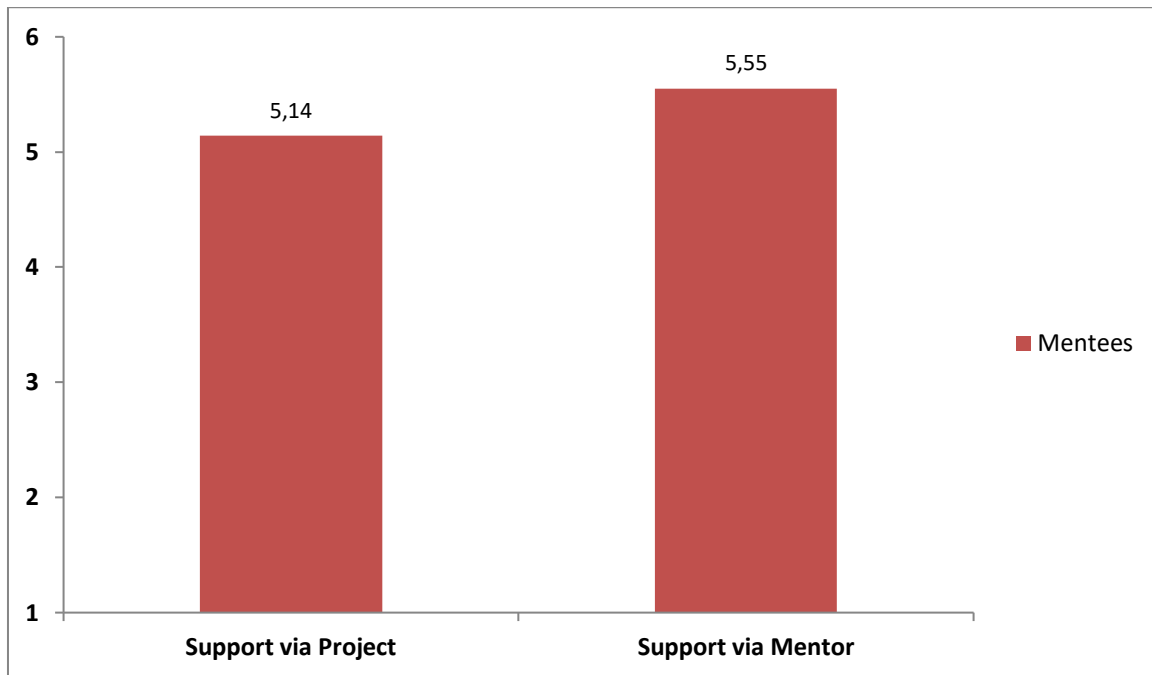


Figure 5. Perceived support of mentees. Mean values of the mentees are displayed (answer options: 1 [strongly disagree], 2 [disagree], 3 [somewhat disagree], 4 [somewhat agree], 5 [agree], 6 [strongly agree]).¹

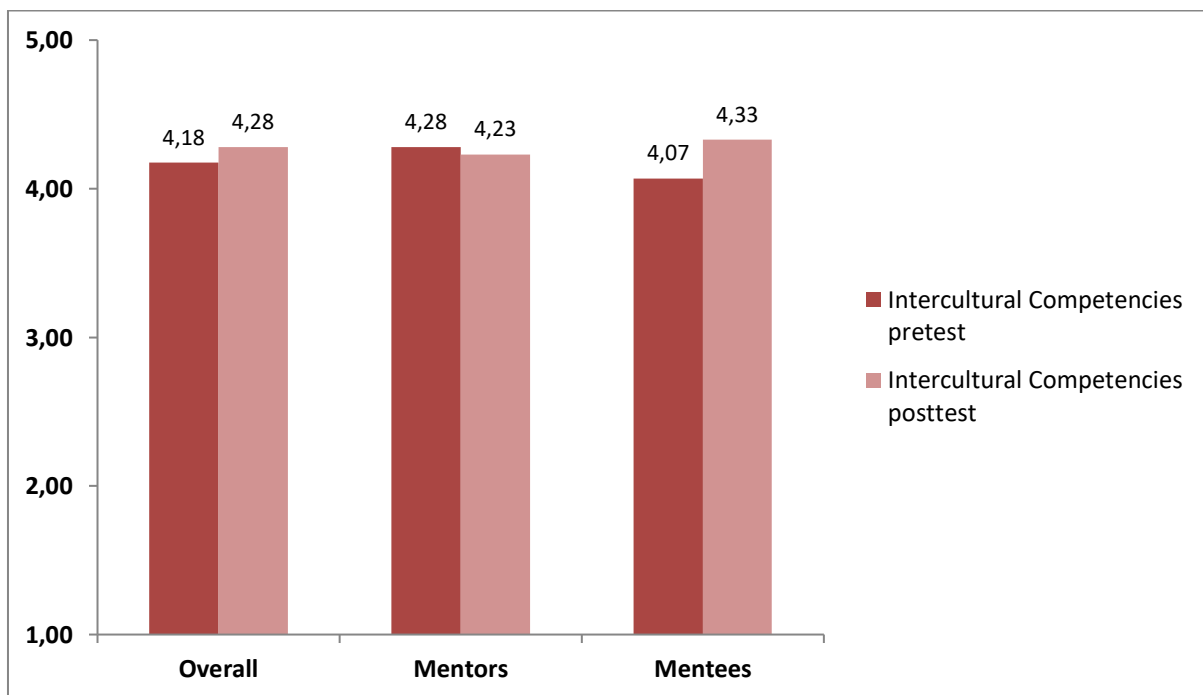


Figure 4. Self-evaluation of the intercultural competencies, assessed at the beginning and end of the training. Mean values of the overall participants, mentors and mentees are displayed (answer options: 1 [strongly disagree], 2 [disagree], 3 [somewhat dis-/agree], 4 [agree], 5 [strongly agree]).¹

¹For more detailed information concerning the items, please email imos@uos.de.