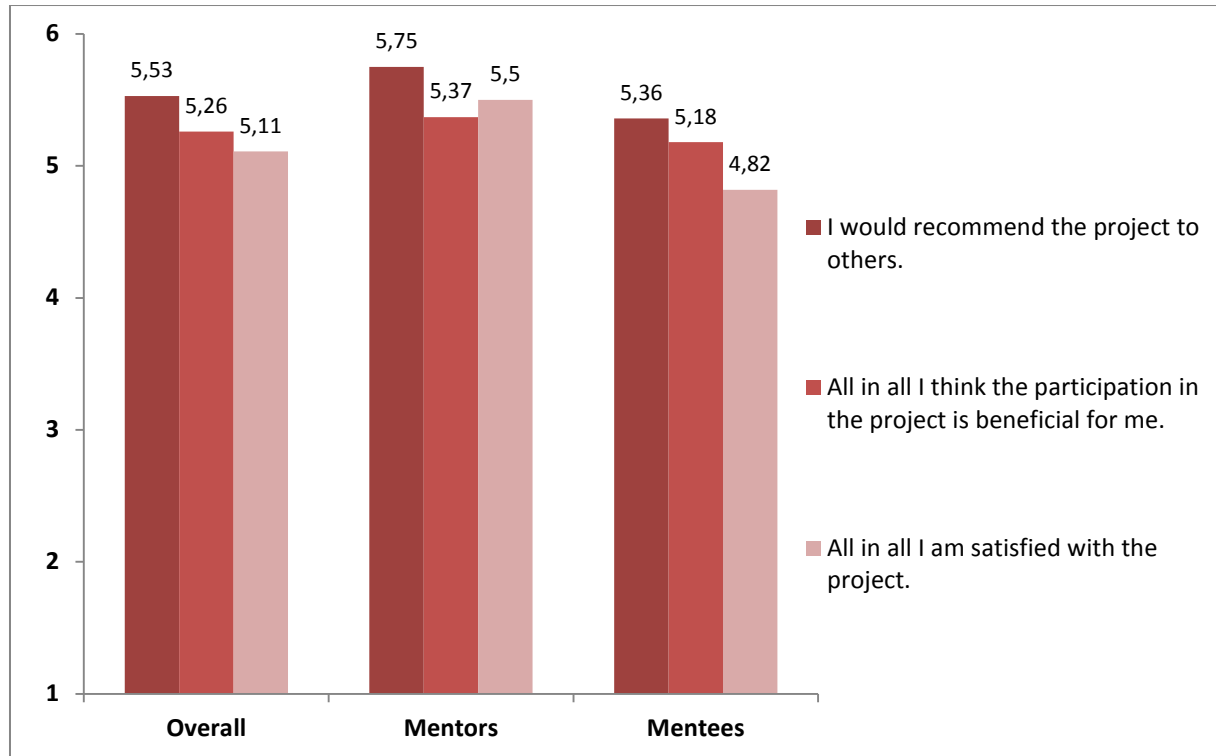
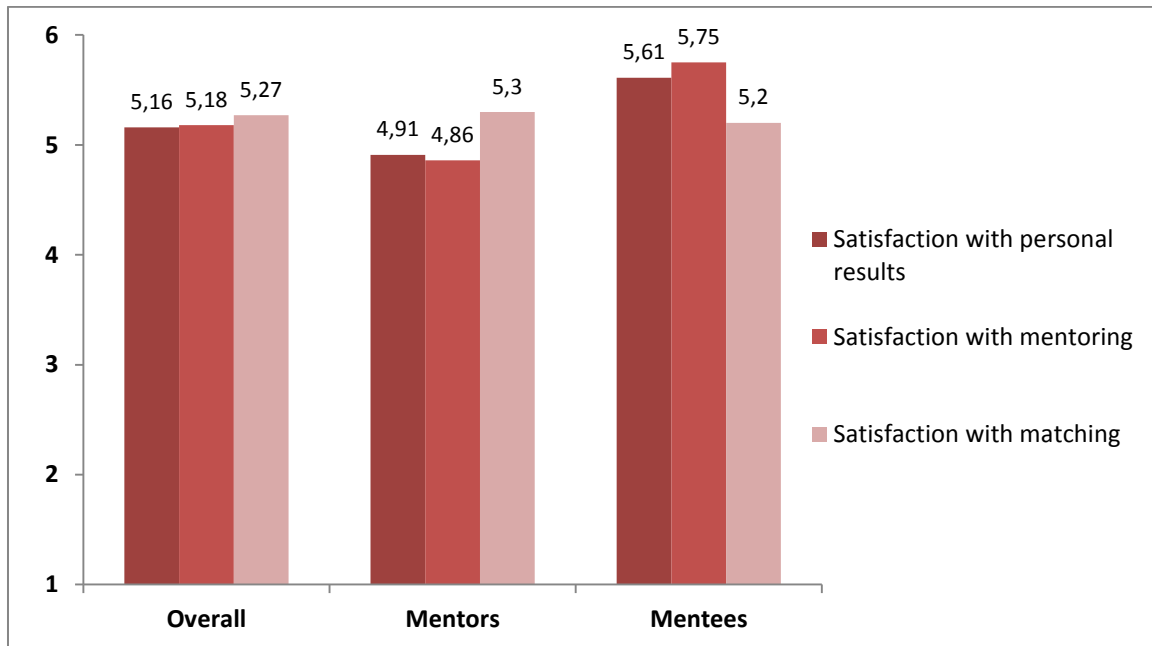


## Final Evaluation imos 2013-14



**Figure 1.** Participants' Satisfaction with the "imos" Project. Mean Values of the overall Participants, Mentors and Mentees are displayed (Answer options: 1 [strongly disagree], 2 [disagree], 3 [somewhat disagree], 4 [somewhat agree], 5 [agree], 6 [strongly agree]).

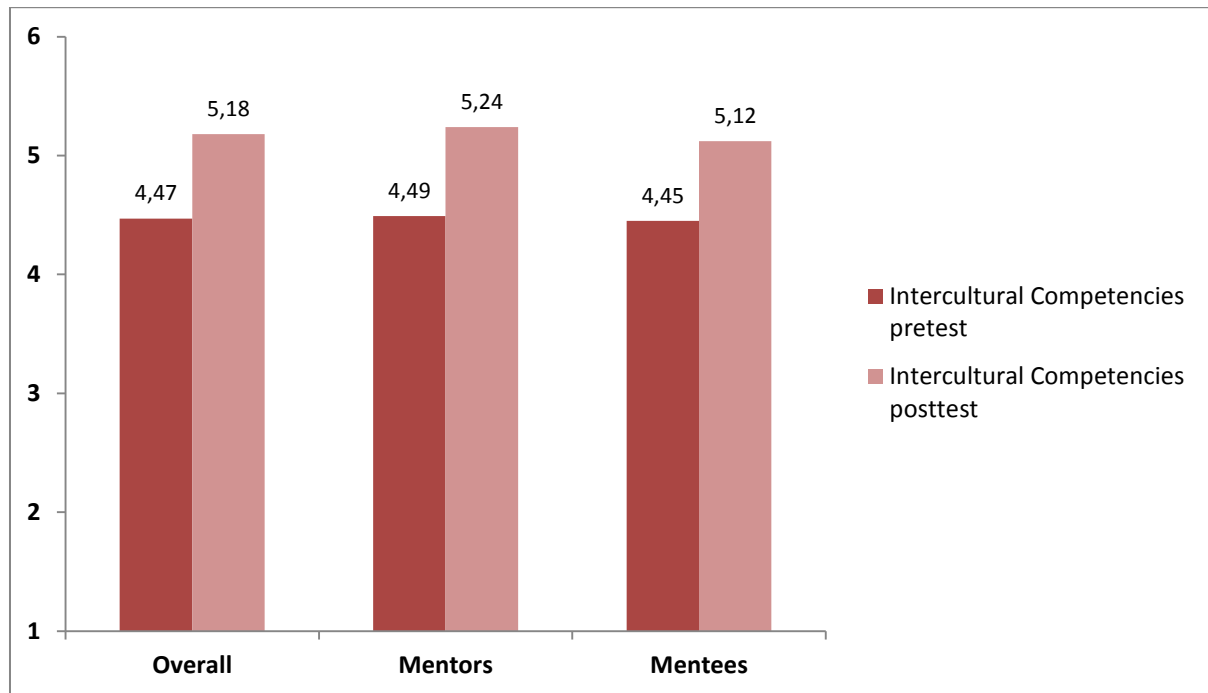


**Figure 2.** Participants' Satisfaction with the "imos" Project. Mean Values of the overall Participants, Mentors and Mentees are displayed (Answer options: 1 [strongly disagree], 2 [disagree], 3 [somewhat disagree], 4 [somewhat agree], 5 [agree], 6 [strongly agree]).<sup>1</sup>



**Figure 3.** Participants' Satisfaction with the „imos“ Project Management. Mean Values of the overall Participants, Mentors and Mentees are displayed (Answer options: 1 [strongly disagree], 2 [disagree], 3 [somewhat disagree], 4 [somewhat agree], 5 [agree], 6 [strongly agree]).<sup>1</sup>

<sup>1</sup>For more detailed information concerning the items, please email [imos@uos.de](mailto:imos@uos.de).



**Figure 4.** Self-Evaluation of the Intercultural Competencies, assessed at the beginning and end of the training. Mean Values of the overall Participants, Mentors and Mentees are displayed (Answer options: 1 [strongly disagree], 2 [disagree], 3 [somewhat disagree], 4 [somewhat agree], 5 [agree], 6 [strongly agree]).<sup>1</sup>

<sup>1</sup>For more detailed information concerning the items, please email [imos@uos.de](mailto:imos@uos.de).